

Oakengates Nursery School

Newsletter



21 November 2025. Autumn Term: Week 11.

Dear Parents and Carers,

This week, we celebrated Odd Socks Day and had lots of fun talking about friendship – what it means to be kind, how to share, and how to look after each other. The children really enjoyed sharing their ideas and showing how they can be good friends.

We also explored Road Safety Week, learning about how to stay safe when crossing the road and why it's important to hold hands and look both ways. Thank you for supporting these important conversations at home too!

Next week, is World Nursery Rhyme Week, where we will be focussing on five nursery rhymes for the week. You should have also received notification about two fabulously festive events coming up - the farm on wheels and festive stay and play.

Thank you for your continued support – it makes such a difference to the children's learning and happiness. Have a lovely weekend!

Kind Regards,

Hannah Firmstone

Early Years Lead & SENCo



WINTER WEATHER PLANNING



As we head towards the colder months and the weather begins to change, we want to reassure all families that we have clear plans in place to keep everyone safe.

Our caretaker Dillon will be on site early each morning and during icy or snowy conditions, making it a priority to clear and grit a safe path for children, families and staff to enter and exit the school and nursery. Keeping access routes safe is our first step in ensuring a smooth and secure start to the day.

Please also remember that we have a Nursery Closure Information page on our website. This outlines how we will communicate any closures or adjustments to the school day and is kept updated throughout the winter season. We encourage all parents and carers to familiarise themselves with this page so you know exactly where to look should any urgent announcements be required.

<https://www.oakengatesnurseryschool.co.uk/parents-area/useful-information/extraordinary-school-and-nursery-closure>


Thank you for your continued support in helping us keep our nursery community safe and informed.

Stay warm and take care!





SCHOOL ADMISSIONS SEPTEMBER 2026



Important Information for Preschool Parents: Reception School Admissions

As we begin preparations for next September, we would really appreciate it if you could let us know when and where you have applied for your child's Reception or Year 3 place. This helps us to support families, plan transition arrangements and ensure we can provide the right guidance over the coming months.

Please let us know by completing the MS Form link:

<https://forms.office.com/e/sHykVWy5WD>


Starting primary school is a significant milestone for your child's learning and development. Children usually begin the Reception year at primary school at the start of September following their fourth birthday.

Parents must apply for a Reception place by **15 January 2026**.

If a child has an Education, Health and Care Plan (EHCP), the application closing date is **31 October 2025**. You are strongly advised to apply to four local schools, including your nearest or catchment school.

You can check your nearest/catchment area school using the [Catchment Area School Finder Tool](#).

Please read the Guide to Primary School Admissions to understand the application process and how places are offered: [School Admissions Primary School Booklet](#)



FESTIVE STAY AND PLAY

We are excited to inform you we will be hosting a Festive Stay and Play and Christmas singalong session that we hope will bring lots of joy and excitement to our nursery community.



Thursday 11th and Friday 12th December.



The session will include a variety of interactive learning stations with engaging activities, including sensory play experiences, where all children can take part in an age-appropriate way. Some of the exciting activities planned are:

- Small World Nativity: A fun and imaginative way for children to explore the nativity scene.
- Playdough: Children will have the chance to create their own gingerbread men or other festive shapes.
- Nativity Dressing-up Clothes: Children can dress up as their favourite nativity characters.
- Decorating decorations: Using paint and glitter, children will decorate shapes for the Christmas tree.
- Christmas Crafts: Festive sewing, Father Christmas hats.
- Sensory Tray: Children can explore festive sights, smells, sounds and touches.
- Making Crowns: Like the three kings, children will create their own crowns for a royal celebration.
- Christingles: A special craft where children will create their own Christingles.

At the end of the Stay and Play session, all rooms will come together to sing some Christmas songs around our Christmas tree. Song sheets will be available for parents and carers, so everyone can join in the festive cheer!

We look forward to sharing this special time with you and your child, and we hope you will join us for a fun-filled, memorable event.

WORLD NURSERY RHYME WEEK

We're delighted to celebrate World Nursery Rhyme Week next week!

Monday 24th - Friday 28th November 2025.

This week will highlight the crucial role of nursery rhymes in developing language, literacy, phonological awareness, memory, motor skills, and emotional confidence in young learners. This year's official 'Rhyme-a-Day' challenge encourages us to explore one rhyme each day.

The five featured rhymes for 2025 are:

Sing a Song of Sixpence

Humpty Dumpty

When I Was One



I Hear Thunder

Two Little Dickie Birds

These rhymes will be used daily in nursery through sing-alongs, sound play, and movement—building vocabulary, rhythm, listening skills, and motor co-ordination.

Nursery Rhyme of the Week

Click on the image below to access the rhyme!



SEND NEWS

The Telford Children's Autism Hub is available to children and young people aged 0-18, and their families, offering support for those with a formal diagnosis of Autism.

They now also provide pre-diagnostic support for families who are on the Autism assessment pathway.

Click on the logo below for more information.



The latest **SEND newsletter** is now available.
Click on the image below
to access the page.



Short Breaks Newsletter

News, Updates and Activities for Children with Disabilities and their Families in Telford



November 2025

Festive Gardens SEND Evening

Step into the magic of the North Pole as the Chelsea and Maxell Gardens are transformed with sparkling lights, shimmering displays, and enchanting festive projections, creating a truly frosty wonderland.

Follow the trail and discover the charm of Santa's snowy homeland from twinkling ice caverns and candy cane forests to heart warming Christmas scenes brought to life with music, light, and a touch of festive magic. Keep your eyes peeled for cheeky elves, frosty friends, and perhaps even a glimpse of Santa himself.

Complete your North Pole adventure with a visit to the Made in Telford Christmas Market, ice skating at Telford Ice Rink, and some festive late night shopping at Telford Centre.

The trail is step free but there are gradual hills and mixed terrain so please bare this in mind if bringing a pushchair or if there is anyone with mobility issues in your party.

There is a SEND Friendly night on Thursday 18th December. You can find out more online at: www.ticketstelford.com/whats-on/family/festive-gardens-2025/5367/



Hoo Zoo Christmas SEND Session

Light up your winter with the Father Christmas Experience at Hoo Zoo & Dinosaur World. What to expect:

- Help the elves with a festive craft
- Travel through our Winter Wonderland and meet Father Christmas
- Every child receives a small gift
- Join Mrs Claus and the Head Elf for a singalong and storytime

Full-day admission to all animals and dinosaurs included (10am–6pm).

Prefer a calmer visit? Quiet Sessions every Wednesday & Thursday — no singalong and reduced noise.

You can find out more online at: www.hoo-zoo.com/event/santa-mrs-claus-festive-fun/

SEND Activities in the Community

Aside from iCan2, there are so many SEND activities in Telford and surrounding areas, many of which do not have specific eligibility criteria.

No matter what your child is interested in, it is likely that there is the opportunity for them to take part locally.

You can view a range of these activities on our Local Offer at: www.telfordsend.org.uk/homepage/16/activities_and_events

If you have any queries about the activities, please contact the activity provider directly.

ATTENDANCE AND PUNCTUALITY



**Congratulations
to
Toddler Room**

for winning this week's Attendance Award with:

96% attendance.

**Establishing good attendance habits is so important for
school readiness.**

**Coming to nursery every day helps children build routines,
develop friendships, and make the most of every learning
opportunity.**

**Thank you for supporting your child's attendance – it really
makes a difference!**



KEY DATES



Date	Event
23 rd - 29 th November	World Nursery Rhyme Week
Friday 5 th December	Farm On Wheels 
Thursday 11 th and Friday 12 th December	 Festive Stay and Play
Wednesday 17 th December	Christmas Jumper Day & Christmas Dinner Day
Friday 19 th December	End of the autumn term for term time children.
Monday 22 nd - Tuesday 23 rd December	Holiday Club
Tuesday 6 th January	Start of the Spring Term

SOCIAL MEDIA



Click on the image to access our facebook page.

Admin Office Opening Hours



The office operates from Monday to Thursday, with opening hours from 7:30 AM to 3:45 PM.

On Fridays, the office closes earlier, at 1:00 PM.

Should you need assistance or have any inquiries outside of these hours, you can call the out-of-hours phone on **07340 751171**.

This ensures that support or urgent matters can be attended to even when the office is closed.





FAMILY SUPPORT



Being a parent is one of the most difficult tasks there is; most families need support at times to help their children and young people thrive, and our ambition is for every family in our borough to receive the right help and the right time, with our community offer having a particular focus on providing advice and assistance at the earliest possible stage as and when challenges arise.

Our Family Hubs offer has expanded, and we are pleased to share the latest developments and opportunities available to families.

We offer daily drop-in sessions across Telford where families can access support without the need for referrals or pre-booked appointments. Parents and carers are very welcome to attend if they are looking for information, advice, support or guidance around any aspect of family life. Should our friendly practitioners not have an immediate answer, we will follow up with them promptly.

The drop-in locations and times are as follows:

Monday: Dawley Town Hall, 10:00am – 12:00noon

Tuesday: Silver Birch Family Hub, Sutton Hill / Hub on the Hill (alternate weeks) 10:00am – 12:00noon (term time)

Wednesday: Southwater Library (Children's Section), 09:30am – 12:00noon

Thursday: Arleston Community Centre, Wellington, 10:00am – 12:00noon
The Hub, Newport, 10:00am – 12:00noon

Friday: Donnington Community Hub (Damson Family Hub), 9:30am – 11:30am



FAMILY SUPPORT



Safer sleep for babies

Things you can do

the
lullaby
trust



Always place your baby on their back to sleep



Keep your baby smoke free during pregnancy and after birth



Breastfeed your baby if possible



Place your baby to sleep in a separate cot or Moses basket in the same room as you for the first six months



Use a firm, flat, waterproof mattress in good condition

Things to avoid



Never sleep on a sofa or in an armchair with your baby



Don't sleep in the same bed as your baby if you smoke, drink or take drugs or if your baby was born prematurely or was of low birth weight



Avoid letting your baby get too hot
Don't cover your baby's face or head while sleeping or use loose bedding

the
lullaby
trust

Follow the advice for every sleep, day and night

Sudden infant death syndrome (SIDS) is the sudden and unexpected death of a baby for no obvious reason. Although we don't yet know how to completely prevent SIDS, we do know that following this advice significantly lowers the risk of it happening.

Talk to your midwife or health visitor if you have any questions or concerns, or contact us

☎ 020 7802 3200
✉ info@lullabytrust.org.uk
🌐 lullabytrust.org.uk



This leaflet was produced by The Lullaby Trust. The information was last updated in October 2024. Registered charity no. 262291. Company registration no. 01550683.



FAMILY SUPPORT



Button batteries can badly hurt or kill a small child if they swallow one



Look

around your home for button batteries. Think toys, lights, remote controls and more.



Check

for products with loose backs and button batteries that have dropped out.



Store

button batteries in a safe place, up high and out of your child's reach.



Dispose

of used button batteries as soon as you can. They are still unsafe.



Act

If you think your child may have swallowed a button battery, go straight to A&E or call an ambulance.



capt.org.uk

[@ChildAccidentPreventionTrust](#)

[@capt_charity](#)

child accident
prevention trust

SAFE SLEEPING: TOP TIPS FOR NURSERIES

The impact of safe sleeping guidance is well documented. The Back to Sleep campaign, for example, was the first major initiative to inform parents and carers about placing babies on their backs to sleep; its launch in 1991 contributed to an 83% reduction in cases of Sudden Infant Death Syndrome (SIDS). The Lullaby Trust reports, however, that SIDS continues to claim the lives of more than 160 babies in the UK each year. With an increasing number of babies in formal childcare, it's vital that early years professionals understand and adhere to safe sleeping guidelines.

THE STARTING POSITION

Place babies on their back with their feet towards the bottom of the cot ('feet to foot') and restore them to this position if they roll onto their stomach. Children older than one year who can confidently roll onto their tummy or side can be allowed to do so – but should still be laid on their back to begin with.

INSIDE THE COT

Use lightweight, breathable blankets instead of duvets or weighted blankets. Sleeping bags must be the right size, so babies can't slip down inside. Don't cover faces, tuck bedding in or wrap it around them above the shoulders. Remove cot bumpers and extra items like pillows. Check comforters or soft toys for cords or loose parts.

HAVE A SAFE SLEEP POLICY

Introduce a 'safe sleep policy' in your setting and make it part of new staff's induction. Include information on safe sleep guidelines; hygiene; correct procedures; and guidance on following babies' sleep routines from home.

SLEEP POLICY

PARTNERSHIP WITH PARENTS

Sleep routines and practices may be a concern for some parents whose children are new to nursery. Share your sleep policy with them when discussing their routine at home during the settling-in period. The NHS' and the Lullaby Trust's guidance on safe sleeping may also be helpful to parents.

HEALTH AND HYGIENE

Babies often dribble during sleep, so consider giving each child their own bedding to maintain good hygiene and avoid cross contamination of any illnesses. Wash bedding and mattress toppers regularly. Wipe down waterproof mattresses with a child-safe cleaning or sterilising solution.

LAYING NOT SITTING

Avoid putting babies to sleep in an upright position, like a bouncer or car seat. Some buggies can be reclined to allow the baby to lie flat – but while the straps stop them falling out, they could also increase the risk of SIDS. If a baby falls asleep in a bouncer or buggy, move them to a cot or mattress so they're flat on their back again.

THE SLEEP ENVIRONMENT

Mattresses must be in excellent condition and the proper size for the cot. If using sleep mats, consider where to put them: not close to doors or radiators, or anywhere staff or children might step on or trip over a sleeping baby. Complete regular risk assessments of cots, mattresses and sleep areas to ensure safety standards are being maintained.

DUMMIES AND BOTTLES

Using dummies while sleeping may reduce the risk of SIDS – but always check with parents before offering a child a dummy. If the baby does sleep with a dummy, avoid using clips or chains as these pose a strangulation risk. Never allow a child to fall asleep with a bottle in their mouth.

REVIEW REGULARLY

Early years professionals must remain up to date with the latest safe sleeping guidance and research. Training staff, refreshing your own knowledge of safe sleep practices and frequently reviewing your setting's policies, procedures and risk assessments will help to maintain a safe environment.

FREQUENT CHECKS

Check each sleeping baby every 10–15 minutes to ensure they're breathing and not tangled in bedding. When babies are confirmed to be sleeping safely, document the time of the check and which staff member carried it out.

TEMPERATURE

The risk of SIDS is higher if babies get too hot: use a thermometer to help you maintain a safe temperature of 16–20°C. If using fans to cool a room, never point one directly at a baby. If it's too cold, use an extra layer of bedding instead of a hat, which may impede a baby's ability to regulate their temperature.

Meet Our Expert

LEYF (London Early Years Foundation) was formed as Westminster Health Society in 1903, a time of poverty and shockingly high infant mortality. Pre-dating the NHS, it promoted child welfare and family health – breaking new ground by offering professional childcare training, outreach and home visits, drop-in sessions and parenting classes.



The National College

Source: <https://www.lullabytrust.org.uk> | <https://www.nhs.uk/conditions/baby/caring-for-a-newborn/reduce-the-risk-of-sudden-infant-death-syndrome/> | https://assets.publishing.service.gov.uk/government/uploads/system/uploads/attachment_data/file/1170108/EYFS_framework_from_September_2023.pdf



nationalcollege.com



@thenatcollege



/thenationalcollege

Users of this guide do so at their own discretion. No liability is entered into. Current as of the date of release: 09.11.2023

Top Tips for Nurseries on Understanding EYFS REFORMS ON FOOD SAFETY AND NUTRITION

The upcoming EYFS reforms, set to take effect in September 2025, will introduce significant changes to food safety practices in early years settings. The reforms impact food handling, staff training, and allergen management, as well as nutritional requirements and menu development. As with all aspects of the EYFS, these changes are to ensure children's health and safety – but what do they mean for your setting?

SAFER EATING



The reforms introduce new requirements for safer eating practices. It's advisable to address each area of food safety in your setting's policies and demonstrate that appropriate actions have been taken for each. Some changes directly affect your kitchen, while others focus on mealtime supervision and staff training, such as on allergens, allergies and nutrition.

ALLERGY MANAGEMENT



The proposed changes enhance allergy and anaphylaxis management in early years settings, requiring robust policies that identify children with allergies and address their needs. Staff training is essential to recognise allergic reactions and anaphylaxis – it should also cover emergency responses and adrenaline auto-injector (AAI) use. Anaphylaxis UK advocates for a comprehensive allergy awareness approach across the entire setting, promoting safety for all children.

INDIVIDUAL HEALTHCARE PLANS



As part of the reforms, settings will be required to have an individual healthcare plan (IHP) for each child with a known allergy. IHPs must clearly outline the child's specific allergen(s), their allergy symptoms, an emergency response plan, and their emergency contacts.

EMERGENCY PREPARATION



Settings should maintain spare AAIs for emergencies and conduct regular drills to review their procedures. Continuous staff training is vital, ensuring they can recognise anaphylaxis symptoms and properly administer AAIs. Settings may choose any government-approved training body that meets the standards for paediatric first aid, as there's no mandatory provider. This flexibility allows for tailored training that suits each setting's particular needs.

INTRODUCTION OF SOLID FOODS



The reforms place greater focus on the introduction and preparation of solid foods, requiring an individualised approach based on each child's developmental stage rather than just their age. Ongoing discussions with parents are crucial to understanding each child's readiness for solid foods, keeping both parties informed about the types of food at home and in the setting.

CHOKING PREVENTION MEASURES



Children must always be within sight and earshot of staff when eating in order to prevent choking incidents. Staff should monitor children for signs of distress and worrisome eating habits, ensuring they document any choking incidents to help them recognise patterns. A valid paediatric first aid certificate is a requirement for adequate meal supervision. Additionally, settings must follow specific kitchen safety practices to minimise choking risks and manage allergens effectively.


NUTRITIONAL AWARENESS



The changes to early years nutrition help settings understand the importance of menu planning for childhood development. Menus should support development, feature food items that enhance brain function and immunity, and include a colourful, balanced variety of foods. The reforms prioritise cultural relevance and require snacks that provide 10% of a child's daily energy needs. The changes also address health trends, choking awareness, allergy management, and the long-term impact of nutrition on children's development.

Meet Our Expert

Louise Mercieca is a nutritional therapist and award-winning author dedicated to educating people on the link between food and health. As an early years nutrition consultant, she helps nurseries and catering providers with menu development and staff training on nutrition for child development.



The National College®

Source: <https://www.tosf.org.uk/>



FAMILY SUPPORT



**Check out the Better Health,
Healthier families website!**



This useful website has food facts,
recipes, activities and information of
children's weight.

**[HTTPS://WWW.NHS.UK/HEALTHIER-
FAMILIES/](https://www.nhs.uk/healthier-families/)**

**Shropshire and Telford and Wrekin
Dental Advice Line**

Do you have an
urgent dental
problem or need
dental advice?

Are you looking
for an NHS
dentist for
routine care?

Monday to Friday
0800-2100

01743 237916

Shropshire Community Health **NHS**

**Telford Public Health Nursing
Service
Healthy you, Healthy Future**

Telephone Number
0333 358 3328

Text 07520 619 053

School nurse 07520 619 051

Follow on twitter

@ShropPHNurse

Open 9am-4.30pm
excluding bank holidays



Parents Opening Doors
'Together we can make a difference'
<https://www.podstelford.org/>